






A collection of electronic valves with different design to fit any urinal and style.

Electronic urinal flush valve powered by batteries

Application place: Urinal
Electronic technology
Installation type: Built-in
Power supply: Batteries
Recommended for public spaces
Vandal proof
With wall plate

Colours and finishes

How to obtain the reference number
Replace the “..” with the desired finish code from the list below

	B0 White
	C0 Chrome
	CM Matt

Dimensions

Length: 110 mm.
Width: 92 mm.
Height: 110 mm.

Compatible with

35945J..0 Vitreous china urinal with back inlet
359605..0 Vitreous china frontal urinal with back inlet
353623..0 Vitreous china urinal without cover and back inlet
353148..0 Vitreous china urinal with back inlet
35362E..0 Vitreous china urinal with cover and back inlet
353147..0 Vitreous china urinal with back inlet
35945F..0 Vitreous china urinal with back inlet

Technical drawings

